KONTASET
ANNO 1919

Power Distribution Units



KONTASET VÁZSZERKEZET GYÁRTÓ ÉS SZOLGÁLTATÓ KFT.
1095 Budapest, Soroksári út 138-142.
6600 Szentes, Csongrádi út 1. Telefon: + 36 63 314 407, +36 63 561 110
E-mail: info@kontaset.hu ● Internet: www.kontaset.hu

DI-STRIP

Table of Contents

KEY TO SYMBOLS


Number of Outlets


Design End Cap


Standard End Cap



19" Rack Mounting



Child-proof safety shutters



Length in mm



Available Housing Colors

When ordering, the last digit of the part number must be completed with the appropriate color code.

1 Light Grey	RAL 7035
4 Turquoise	RAL 5018
6 Orange	RAL 2003

Dimensions are in mm:
1 U = 1 3/4" = 44.45 mm

We reserve the right to make changes.



Construction	Applications
Available with or without a switch, with a 100 mm socket pitch.	Universal Application
Available with or without a switch, with a 50 mm socket pitch.	Universal Application
Equipped with Residual Current Device (RCD) Equipped with Miniature Circuit Breaker (MCB) for overload and short-circuit protection Equipped with combined RCBO (Residual Current Breaker with Overcurrent protection)	Personal Protection Cable Protection
Equipped with Emergency Stop Button Integrated RCBO for combined protection	Emergency Stop function
With or without switch With glass tube fuse	Power supply for devices with IEC 60320 connectors
Inlet and outlet via GST18i connectors integrated into the end caps	Daisy-chainable design, Post installation expandability
Mains interference filter	Against high-frequency mains interference
Master-Slave control electronics	Master-Slave function with adjustable sensitivity
Safety Basic **Safety Standard**	Surge protection Combined Surge Protection and EMI/RFI Filter
With switching electronics, surge protection, and EMI/RFI filter	Automatic Switching with Surge Protection & EMI/RFI Filtering
Standard end cap with 19" mounting brackets	19" Rack Mounting
With or without switch	General purpose use – 55 mm socket pitch
With Shelly or Tuya Smart control	For general and professional use
Customized solution	According to user requirements

KONTASET ANNO 1919

Type	Page
Classic	4
Compact	5
Protector FI, LS, FI/LS	6-7
Protector Not-Aus FI/LS	8
IEC 60320 Appliance Coupler System	9
Wieland GST18i Connector System	10-11
Power Cleaner	12
Master Slave	13
Safety Basic **Safety Standard**	14-15
Combi	16
19” Rack-Mount PDU Summary	17
K 238; KS 240	18
DI-Strip smart PDU	19
Customized Power Distribution Units	20-21

Description

In cooperation with the German company Knürr, KONTASET Ltd. offers high-quality and reliable power distribution units for a wide range of applications.

Economy Meets Flexibility
The flexible design and versatility of the DI-STRIP series make it an exceptionally cost-effective solution. A wide range of variants is available to suit diverse environments, including offices, workshops, 19” systems, audio/video technology, medical, and laboratory applications. Their long service life and recyclable components ensure the preservation of resources and the protection of the environment.

Safety through Certified Quality
- Production is carried out under a quality management system certified according to ISO 9001.
- Every single power distribution unit undergoes rigorous testing, including **continuity, earthing, and insulation resistance tests**.

Materials
- **Housing:** Closed, galvanized sheet steel profile
- **Exterior components:** Polyamide PA 6 (Vampamid)
- **Insulation (busbar support):** Flame-retardant Polyamide PA 6-V0 (Vampamid)
- **Internal wiring:** Continuous brass busbars
- **Power cord:** PVC insulated

Dimensions
- Socket pitch: 50 mm or 100 mm
- Socket orientation: 45°
- Housing width: 44.4 mm (~1U)

Power Cord
- Type: H05VV-F 3G 1.5 mm^2
- Length: 2.5 m
- Load capacity: 250V AC / 16A
- Plug: Moulded right-angle plug, CEE 7/VII (Schuko/French)

Surface / Color
- Surface finish: Fine textured
- Housing: Powder-coated
- RAL 7035 Light grey (Order code: 1)
- RAL 5018 Turquoise (Order code: 4)
- RAL 2003 Orange (Order code: 6)
- Plastic components: Colored RAL 7035 light grey, fine textured surface

Scope of Delivery
- For models with standard end caps: Includes snap-in mounting brackets.
- For 19” rack-mount models: Includes 19” mounting brackets.



1



6



2



7

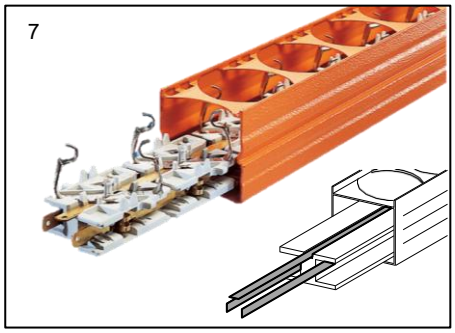

3



8



4



9



5



10



knürr

Umweltmanagement

1. High stability and torsional rigidity provided by the closed sheet steel housing, even for longer units.

2. Modern design: sleek profile housing, refined end caps, and an embossed socket field.

A = Design end cap

B = Standard end cap with 19” mounting brackets.

3. 19” Rack compatibility: 1U height and 19” mounting brackets for easy integration.

4. Mechanical protection: The socket field is shielded by raised housing edges against external damage.

5. High socket density and ergonomics: Compact design with 45° oriented sockets for easy connection..

6. Optional child protection: Shuttered sockets available.

7. Reliable power distribution: Continuous brass busbars ensure full current supply to all connected devices.

8. Operational flexibility: Equipped with a 2.5 m power cord and standard plug.

9. Secure contact: Double spring contacts provide reliable connection and low contact resistance, even under industrial conditions.

10. Eco-friendly and sustainable: Long service life and fully recyclable components to preserve resources..



Versions / Design

- Available with optional double-pole illuminated switch.

Dimensions

- Socket pitch: 100 mm
- Height: 45,5 mm
- Power cord: 2,5 m

Technical Data

- Nominal voltage: 250V AC
- Rated load capacity:16A

Equipped with double-pole illuminated switch and standard end caps

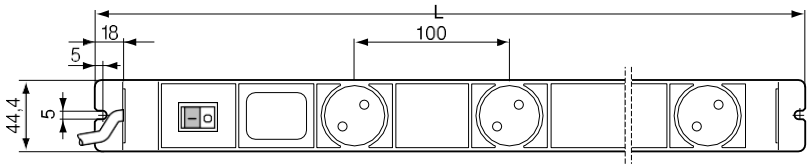

Without switch, with standard end caps

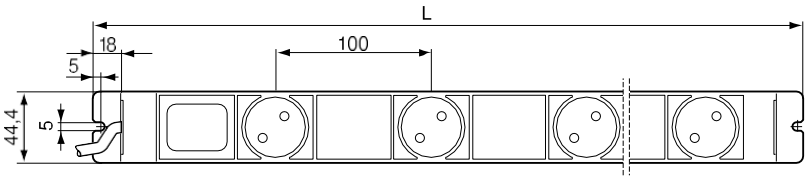

					L	Order No.	Colour X
With double-pole illuminated switch	4	■	–	–	533	3.302.054. X	
	8	■	–	–	933	3.302.058. X	
	12	■	–	–	1333	3.302.062. X	1
	16	■	–	–	1733	3.302.066. X	
Without switch	5	■	–	–	583	3.300.055. X	
	9	■	–	–	983	3.300.059. X	6
	13	■	–	–	1383	3.300.063. X	
	17	■	–	–	1783	3.300.067. X	

Equipped with double-pole illuminated switch and standard end caps

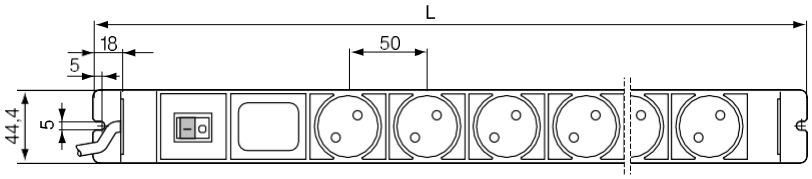

Without switch, with design end caps

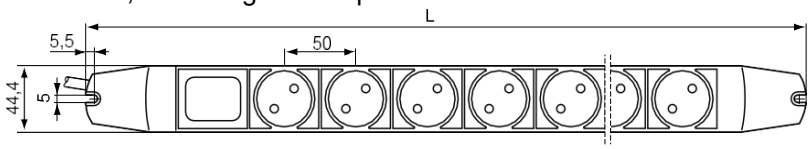



Versions / Design

- Available with optional double-pole illuminated switch.
- Two types of end caps available
- Available with integrated safety shutters

Dimensions

- Socket pitch: 50 mm
- Height: 45,5 mm
- Power cord: 2,5 m

Technical Data

- Nominal voltage: 250V AC
- Rated load capacity:16A

							Order No.	Colour X
With double-pole illuminated switch	3	■	–	–	–	333	3.302.003. X	
		–	■	–	–	382	3.302.103. X	
		–	■	–	■	382	3.303.103. X	
	4	■	–	–	–	383	3.302.004. X	
		–	■	–	–	432	3.302.104. X	
		–	■	–	■	432	3.303.104. X	
	5	■	–	–	–	433	3.302.005. X	
		–	■	–	–	482	3.302.105. X	
		–	■	–	■	482	3.303.105. X	
	6	■	–	■	–	483	3.302.006. X	
		–	■	–	–	532	3.302.106. X	
		–	■	–	■	532	3.303.106. X	
	10	■	–	–	–	683	3.302.010. X	
		–	■	–	–	732	3.302.110. X	
	14	■	–	–	–	883	3.302.014. X	
Without switch	4	■	–	–	–	333	3.300.004. X	
		–	■	–	–	382	3.300.104. X	
		–	■	–	■	382	3.301.104. X	
	5	■	–	–	–	383	3.300.005. X	
		–	■	–	–	432	3.300.105. X	
		–	■	–	■	432	3.301.105. X	
	6	■	–	–	–	433	3.300.006. X	
		–	■	–	–	482	3.300.106. X	
		–	■	–	■	482	3.301.106. X	
	7	■	–	■	–	483	3.300.007. X	
		–	■	–	–	532	3.300.107. X	
		–	■	–	■	532	3.301.107. X	
	11	■	–	–	–	683	3.300.011. X	
		–	■	–	–	732	3.300.111. X	
	15	■	–	–	–	883	3.300.015. X	

1

4

6

Compact





Available with integrated RCD (Residual Current Device)



Available with integrated MCB (Miniature Circuit Breaker)



Available with integrated RCBO (Residual Current Breaker with Overcurrent protection)

Equipped with standard end cap

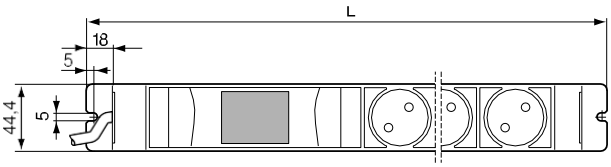

With design end cap

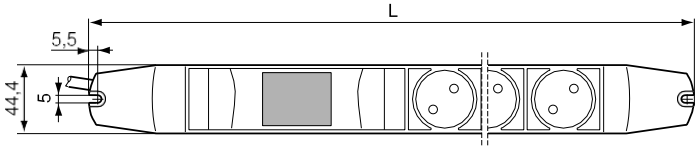

Protector FI

Residual Current Device (RCD) for personnel protection

Prevents electric shocks and burn injuries through reliable and rapid disconnection.

Automatically trips upon detecting a residual current fault, such as contact with live parts due to insulation failure.

- Rated residual operating current:IΔ = 10 mA
- Response time:10 - 30 ms

Protector LS

Miniature Circuit Breaker (MCB) for protection against overload and short circuits.

- Protects cables and wiring by providing instantaneous disconnection during a short circuit and delayed disconnection during an overload.
- Rated current:16A
- Tripping characteristic: Type "B"

Protector FI/LS

Combined RCD and MCB (RCBO)

- Provides combined protection for personnel, and against overloads and short circuits.
- Rated residual operating current:IΔ = 30 mA

Technical Data

- Nominal voltage**:** 250V AC
- Rated load capacity:16A
- Double-pole disconnection

Dimensions

- Socket pitch: 50 mm
- Height: 78 mm
- Power cord: 2,5 m

Design / Construction

- Choice of two end cap types (Standard or Design)
- Optional safety shutters (Child protection)

Personnel protection against contact with live parts *(Source: Siemens)*

FI

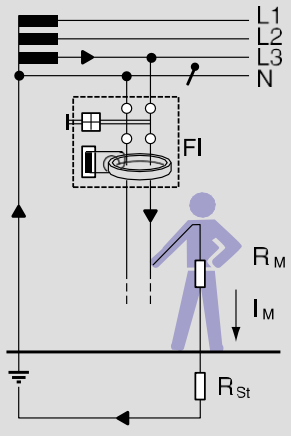

Type 'B' tripping characteristic for overcurrent protection

LS

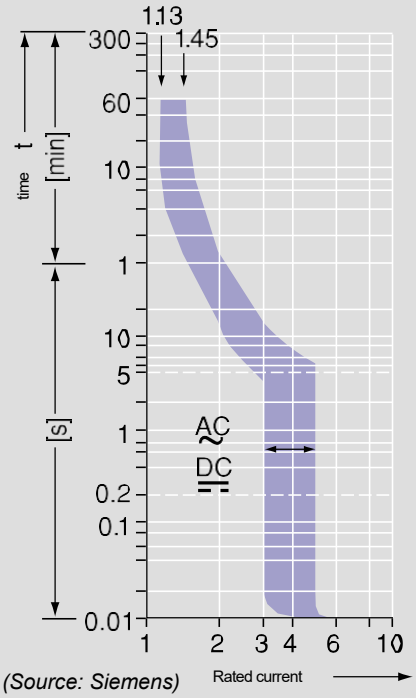

(Source: Siemens)

Protector

Human body response to electric shock

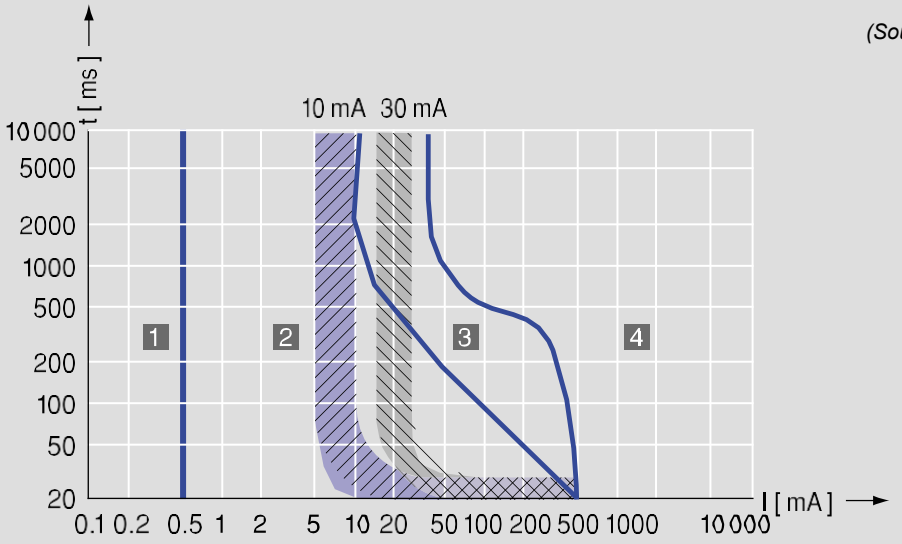

1. No perceptible effect
2. Physiologically harmless;
3. Usually does not cause ventricular fibrillation
4. Risk of ventricular fibrillation.

(Source: Siemens)

							Order No.	Colour X
FI	5	■	–	■	–	483	3.304.005. X	
		–	■	–	–	532	3.304.105. X	
		–	■	–	■	532	3.305.105. X	1
	9	■	–	–	–	683	3.304.009. X	
		–	■	–	–	732	3.304.109. X	
		–	■	–	■	732	3.305.109. X	4
	13	■	–	–	–	883	3.304.013. X	
LS	5	■	–	■	–	483	3.308.005. X	
		–	■	–	–	532	3.308.105. X	
		–	■	–	■	532	3.309.105. X	6
	9	■	–	–	–	683	3.308.009. X	
		–	■	–	–	732	3.308.109. X	
		–	■	–	■	732	3.309.109. X	
	13	■	–	–	–	883	3.308.013. X	
FI/LS	5	■	–	■	–	483	3.310.005. X	
		–	■	–	–	532	3.310.105. X	
		–	■	–	■	532	3.311.105. X	
	9	■	–	–	–	683	3.310.009. X	
		–	■	–	–	732	3.310.109. X	
		–	■	–	■	732	3.311.109. X	
	13	■	–	–	–	883	3.310.013. X	

Protector

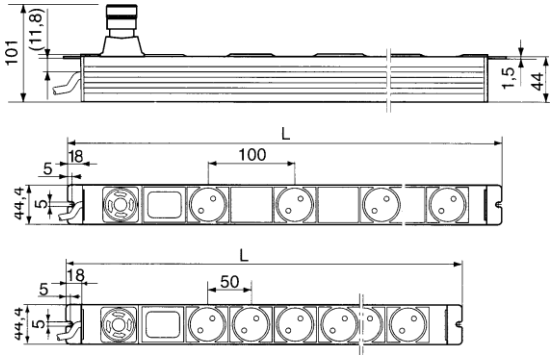



2-pole Emergency Stop (Not-Aus) switch for personnel protection.

- Ensures operator safety by allowing immediate intervention.
- Manual emergency disconnection of all connected devices.
- Secure isolation of both phase and neutral conductors (double-pole)
- Latched mechanism: the switch must be intentionally unlocked (reset) to restart the system.

Dimensions

- Socket pitch:
  Classic: 100 mm
  Compact: 50 mm
- Power cord: 2,5m

Technical Data

Nominal voltage: 250V AC
Rated load capacity:16A

DI-Strip Protector Not-Aus			19"	L	Order No.	Colour X
Classic	8	■	–	933	3.326.058. X	1
	12	■	–	1333	3.326.062. X	
Compact	6	■	■	483	3.326.006. X	4
	10	■	–	683	3.326.010. X	6

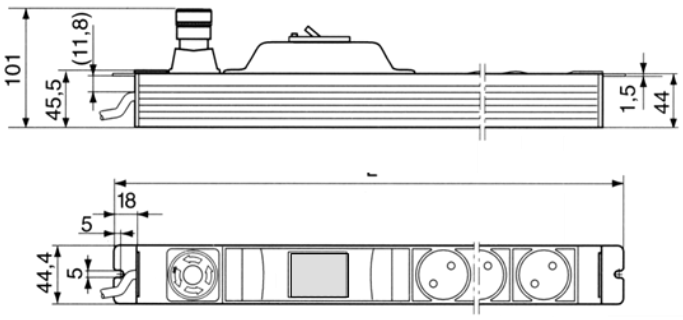



With 2-pole Emergency Stop (Not-Aus) and integrated RCBO.

- Offers comprehensive protection: personnel protection (RCD), as well as overload and short-circuit protection (MCB).
- Combines the features of the Protector FI/LS (see page 6) and the Protector Not-Aus units.

Dimensions

- Socket pitch: 50 mm
- Power cord: 2,5m

Technical Data

- Nominal voltage: 250V AC
- Rated load capacity:16A

DI-Strip Protector Not-Aus FI/LS			19"	L	Order No.	Colour X
Compact	8	■	–	683	3.328.008. X	1 4 6



Cabled version



With inlet in the connection field



With inlet integrated into the end cap

DI-Strip IEC 320 Connector System

- Available with or without switch
- With 3-way IEC 320 socket combinations

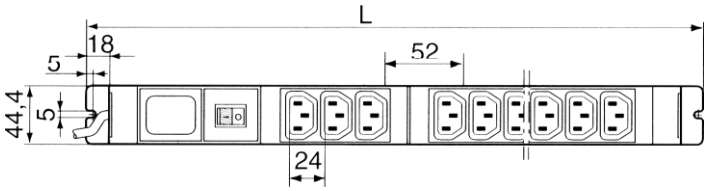

Cabled version

- With 2.5 m power cable
- With CEE 7/7 plug (Angled or straight)
- Without fuse (Unfused)

Cableless version

- Socket located in the connection field or integrated into the end cap.
- Equipped with a 10A time-lag (slow-blow) Ø5,2/20 mm glass tube fuse.

Fields of Application

- Information Technology (IT): Server rooms, data centers, and office computing.
- Testing and Calibration Labs: Measuring and control laboratories requiring stable, protected power.
- Medical Applications: Healthcare facilities and clinics (where electrical safety standards are paramount).

Surface / Finish

- Housing: Powder-coated, RAL 7035 light grey.
- Plastic components: RAL 7021 grey-black (black-grey).

Technical Data

- Nominal voltage: 250V AC
- Rated load capacity:10A

DI-Strip IEC 320 Connector System	Type			19"	L	Order No.	Colour X
Cabled version	Without switch	6	■	–	333	3.600.006.1	
	With switch	9	■	■	483	3.602.009.1	
Inlet in the connection field 	Without switch	6	■	–	383	3.622.006.1	
		9	■	■	483	3.622.009.1	
	With switch	6	■	–	433	3.624.006.1	1
Inlet in the end cap 	Without switch	6	■	–	333	3.622.706.1	
		9	■	–	433	3.622.709.1	
	With switch	6	■	–	383	3.624.706.1	
		9	■	–	483	3.624.709.1	

IEC 60320



GST18i inlet



GST18i outlet

Advantages of the GST18i System:

- Superior Wiring Flexibility: The pluggable design allows for easy selection of cable lengths tailored to the specific installation site. Whether you need a short 0.5m link or a long 10m supply line, the system adapts without the need for rewiring or technical intervention.
- Option for pre-installation: Allowing for faster on-site setup.
- Extendable protection and switching functions: Protection and control features can be extended to additional power strips via daisy-chaining without losing any socket outlets (maximum total load: 16A).
- Convenient replacement of power strips: Units can be easily swapped out without the need for complex rewiring.

Fields of Application

- LAN / Data Centers: Efficient power distribution for network racks and IT peripherals.
- Offices: Flexible workstation cabling, ideal for height-adjustable desks.
- Laboratories: Safe and reconfigurable power supply for testing equipment.
- Conference Rooms: Clean, hidden cabling for media technology and meeting tables.
- Exhibition Halls: Rapid setup and teardown for booths and temporary displays.

Technical Data

- Nominal voltage**:** 250V AC
- Rated load capacity:10 A

Please note:

Supply cable is not included. Please order the required Wieland GST18i connection cable separately according to your desired length.

With GST18i (Wieland) connector system	type	Page		L	Order No.	Colour X
Compact 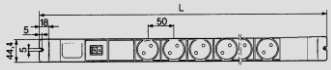	Without switch	5	4	383	3.300.204. X	 1
			7	533	3.300.207. X	
	With switch	5	3	433	3.302.203. X	 4
			6	583	3.302.206. X	
Master Slave 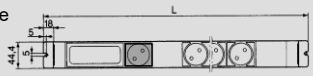		13	5	533	3.314.205. X	 6
Safety Basic 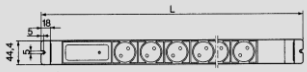		14	4	433	3.316.204. X	
Safety Standard 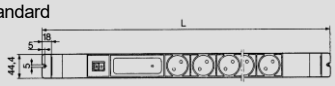		15	5	583	3.318.205. X	

Wieland



Compact



Master Slave



Safety Standard



Safety Basic

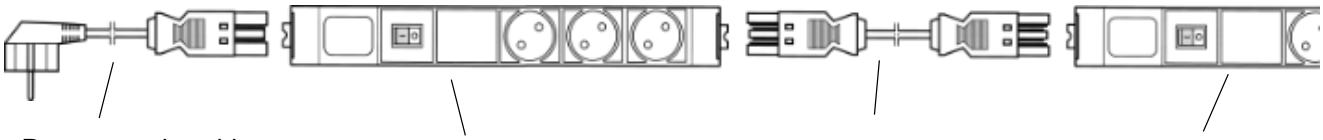

Power supply cable

DI-Strip GST18i power strip

Interconnection cable

DI-Strip GST18i power strip



Mains connection cable

- CEE 7/7 plug - GST18i socket (Wieland)
- Cable: H05VV-F 3G 1.5mm²
- Colour: white

Mains connection cable	L	Order No.
	2 m	4.000.040.0
	5 m	4.000.041.0



Interconnection cable

- GST18i plug - GST18 i socket
- Cable: H05VV-F 3G 1.5mm²
- Colour: white

Interconnection cable	L	Order No.
	1 m	4.000.044.0
	5 m	4.000.045.0

Wieland



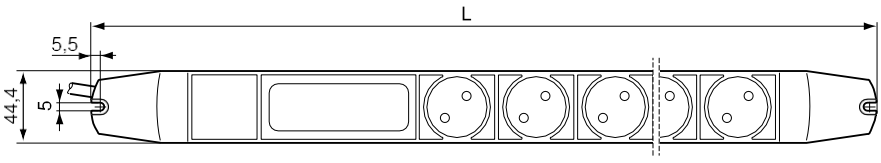

With design end caps

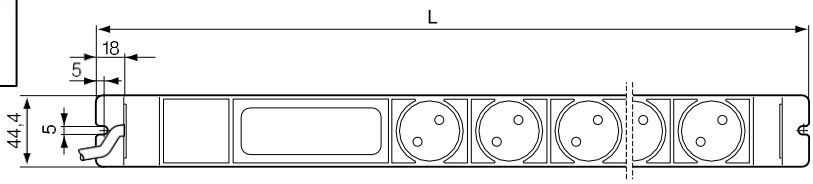

With standard end caps

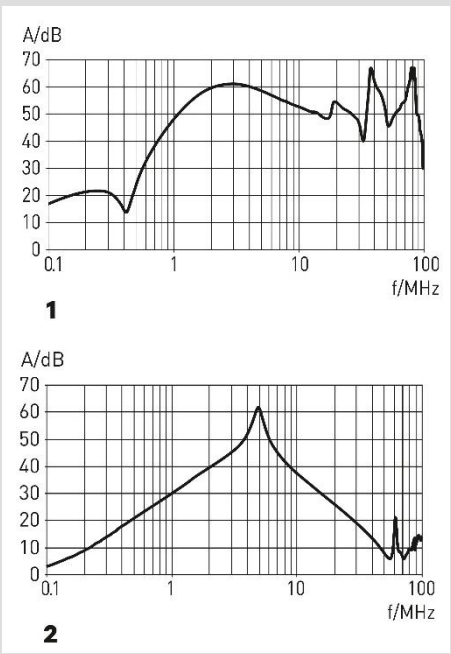

1. Symmetrical measurement
2. Asymmetrical measurement

The integrated EMI/RFI filter prevents:

- High-frequency network noise from affecting the connected equipment
- Interference signals from the device from entering the mains network

Technical Data

- Nominal voltage**:** 250V AC
- Rated load capacity:16 A

Dimensions

- Socket pitch: 50 mm
- Height: 45,5 mm
- Power cord: 2,5 m

Versions / Design

- Two types of end caps available
- Available with integrated safety shutters

Power Cleaner

				19"	Child protection	L	Order No.	Colour x
5	■	–	■	–	483	3.312.005. x	
	–	■	–	–	532	3.312.105. x	1
	–	■	–	■	532	3.313.105. x	
9	■	–	–	–	683	3.312.009. x	
	–	■	–	–	732	3.312.109. x	4
	–	■	–	■	732	3.313.109. x	
13	■	–	–	–	883	3.312.013. x	6

With standard end caps

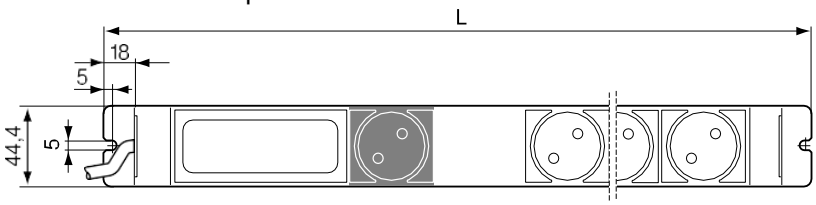

With design end caps

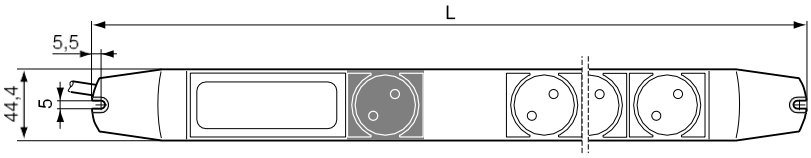



The Master-Slave module consists of a switching unit and control electronics.

The module's control electronics monitor the current flowing through the "Master" socket; if this exceeds a preset threshold, the relay switching unit energizes the "Slave" sockets of the power strip after a set delay time.

If the current falls below 80% of the preset switch-on value, the switching unit de-energizes the "Slave" sockets after the set delay time.

Versions / Design

- Two types of end caps available
- Available with integrated safety shutters

Dimensions

- Socket pitch: 50 mm
- Height: 45,5 mm
- Power cord: 2,5 m

Technical Data

- Nominal voltage: 250V AC
- Rated load capacity:16 A

$I_{master} + I_{slave}$ (Resistive load)	16A
I_{master}	16A-I_{slave}
I_{slave} (Resistive load)	16A -I_{master}
$I_{slaveMAX}$ (cosφ=0,4)	8A ($I_{master} \leq$ 8A)
Standby power consumption	<2W (230V)
Switch-on current (factory setting) [Ion]	55 mA±5%
Switch-off current (factory setting) [Ioff]	43 mA±5%
Switch-on delay	(I_{master}>1,15xI_{on}) 550 ms±20% (230V)
Switch-off delay	(I_{master}<0,7xI_{off}) 550 ms±20% (230V)
Adjustable switch-on current	20mA...200mA
Ambient temperature	0...40 ºC
Relative humidity	<90%

			19"	Child protection	L	Order No.	Colour
5	■	–	■	–	483	3.314.005.	1
	–	■	–	–	532	3.314.105.	1
	–	■	–	■	532	3.315.105.	4
9	■	–	–	–	683	3.314.009.	1
	–	■	–	–	732	3.314.109.	6

Master Slave



With standard end caps

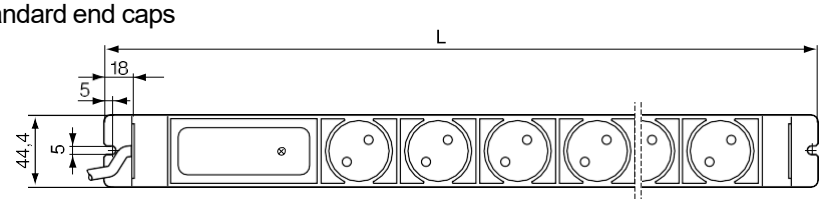

With design end caps

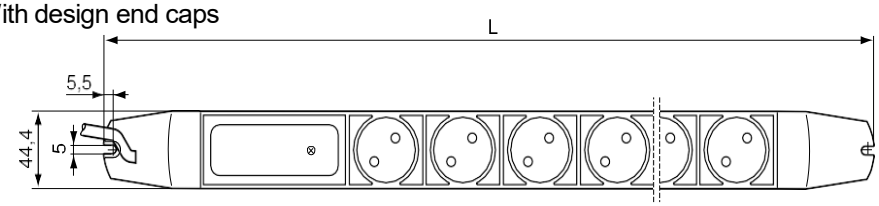

The Safety Basic module is a Type 3 (DIN EN 61643-11) or Class D (VDE 0675-6) surge protection device, also known as "fine protection." It provides fault-free, optimal protection only if Type 1 and Type 2 (DIN EN 61643-11), or Class B and C (VDE 0675/IEC99.1) protection, are already installed at the site of use.

Spikes arriving from the network are attenuated before reaching the output. In the event of a sustained overvoltage, the thermal fuses—thermally coupled with the varistors—disconnect the connected equipment from the mains. In this case, the status indicator on the panel turns off. The module will only become operational again after the blown thermal fuse is replaced.

Versions / Design

- Two types of end caps available
- Available with integrated safety shutters
- Optical status indicator

Dimensions

- Socket pitch: 50 mm
- Height: 45,5 mm
- Power cord: 2,5 m

Technical Data

- Nominal voltage: 250V AC
- Nominal load capacity: 16A
- Surge current capacity (8/20 µs): 10 kA
- Response time:< 25 ns
- Protection Levels (at 100 A varstor peak current)
  Between Phase and Neutral conductor: < 1500 V
  Between Phase (L or N) and Protective Earth (PE):< 1500 V
- Ambient temperature: 0...40 °C
- Relative humidity: 10...90%

				19"	Child protection	L	Order No.	Colour X
Basic	4	■	–	–	–	383	3.316.004. X	
		–	■	–	–	432	3.316.104. X	1
		–	■	–	■	432	3.317.104. X	
	6	■	–	■	–	483	3.316.006. X	
		–	■	–	–	532	3.316.106. X	4
		–	■	–	■	532	3.317.106. X	
	10	■	–	–	–	683	3.316.010. X	
		–	■	–	–	732	3.316.110. X	6

Safety Basic

With switch and standard end caps

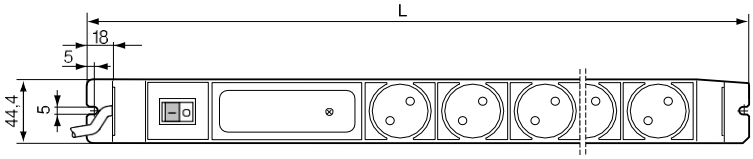

With switch and design end caps

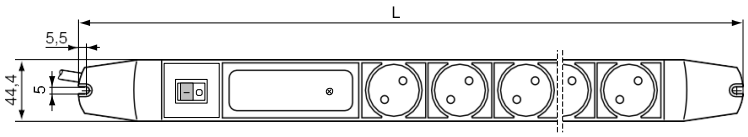



The Safety Standard module is a Type 3 (DIN EN 61643-11) or Class D (VDE 0675-6) surge protection device, also known as "fine protection." It provides fault-free, optimal protection only if Type 1 and Type 2 (DIN EN 61643-11), or Class B and C (VDE 0675/IEC 61643-1) protection, are already installed at the site of use.

1. Voltage peaks are cut by the protective electronics (destruction protection).
2. High-frequency interference pulses are attenuated by the interference filter (noise suppression)

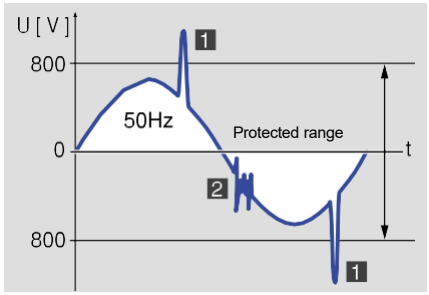

Technical Data

- Nominal voltage: 250 ~
- Nominal load capacity:16A
- Surge current capacity: (8/20 µs): 10 kA
- Response time: < 25 ns
- Protection Levels (at 100 A varistor peak current)

Between Phase and Neutral conductor: < 1500 V
Between Phase (L or N) and Protective Earth (PE): < 1500 V

- Low-pass Filter

Cut-off frequency (3 dB) > 70 kHz
Attenuation (1 MHz) > 40 dB

- Ambient temperature: 0...40 °C
- Relative humidity: 10...90%

The Safety Standard module consists of surge protection and high-frequency interference filter units. Spikes arriving from the network reach the output already attenuated. In the event of a sustained overvoltage, the thermal fuses—thermally coupled with the varistors—disconnect the connected load from the mains. In this case, the status indicator on the panel turns off. The module will only become operational again after the blown thermal fuse is replaced. The high-frequency interference filter unit is a low-pass filter constructed from passive components.

Dimensions

- Socket pitch: 50 mm
- Height: 45,5 mm
- Power cord: 2,5 m

Versions / Design

- Two types of end caps available
- Available with integrated safety shutters
- Optical status indicator
- Available with optional double-pole illuminated switch.

				19"	Child protection	L	Order No.	Colour X
Standard	5	■	–	■	–	483	3.318.005. X	1
		–	■	–	–	532	3.318.105. X	
		–	■	–	■	532	3.319.105. X	
	9	■	–	–	–	683	3.318.009. X	4
		–	■	–	–	732	3.318.109. X	
		–	■	–	■	732	3.319.109. X	
	13	■	–	–	–	883	3.318.013. X	6



With standard end caps

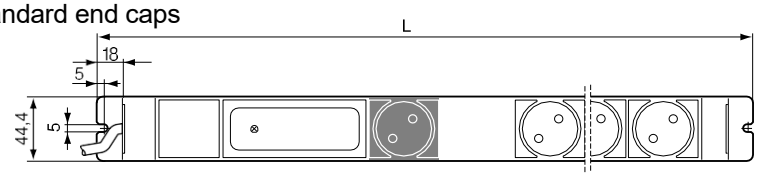

With design end caps

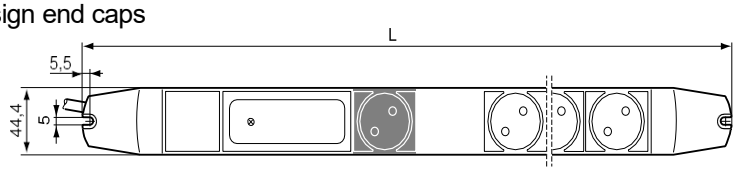

The Combi module is a Type 3 (DIN EN 61643-11) or Class D (VDE 0675-6) surge protection device, also known as "fine protection." It provides fault-free, optimal protection only if Type 1 and Type 2 (DIN EN 61643-11), or Class B and C (VDE 0675/IEC99.1) protection, are already installed at the site of use.

The Combi module is composed of surge protection, high-frequency interference filter, and Master-Slave units. Spikes arriving from the network reach both the "Master" and "Slave" outputs already attenuated. In the event of a sustained overvoltage, the thermal fuses—thermally coupled with the varistors—disconnect all connected loads from the mains. In this case, the status indicator on the panel turns off. The module will only become operational again after the blown thermal fuse is replaced. The high-frequency interference filter unit is a passive low-pass filter constructed from discrete components.

Technical Data

- Nominal voltage: 250 ~
- Nominal load capacity:

$I_{master+Islave}$ (Resistive load) 16A
I_{master} 16A-I_{slave}
I_{slave} (Resistive load) 16A-I_{master}
I_{slave}MAX (cos□=0,4) 8A (I_{master} ≤ 8A)

- Surge current capacity (8/20 µs): 10 kA
- Response time: < 25 ns
- Protection Levels (at 100 A varistor peak current)

Between Phase and Neutral conductor (L-N): < 1500 V
Between Phase (L or N) and Protective Earth (PE): < 1500 V

- Low-pass Filter

Cut-off frequency (3 dB) > 70 kHz
Attenuation (1 MHz) > 40 dB

- Ambient temperature: 0...40 °C
- Relative humidity: 10...90%
- Standby power consumption <3W (230V)
- Switch-on current (factory setting) [I_{on}] 55 mA±5%
- Switch-off current (factory setting)[I_{off}] 43 mA±15%
- Switch-off delay (I_{master}>1,15xI_{on}) 550 ms±20% (230V)
- Switch-off delay (I_{master}<0,7xI_{off}) 550 ms±20% (230V)
- Adjustable switch-on current 20mA...200mA

Versions / Design

- Two types of end caps available
- Available with integrated safety shutters
- Optical status indicator
- Available with optional double-pole illuminated switch.

Dimensions

- Socket pitch: 50 mm
- Height: 45,5 mm
- Power cord: 2,5 m

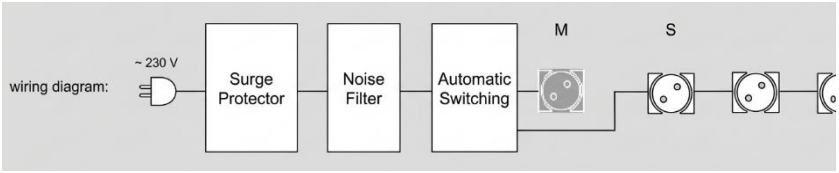

				19"	Child protection	L	Order No.	Colour X
5	■	–	–	–	533	3.320.005. X		
	–	■	–	–	582	3.320.105. X		1
	–	■	–	■	582	3.321.105. X		
9	■	–	–	–	733	3.320.009. X		4
	–	■	–	–	782	3.320.109. X		6

Combi



For normal installation



For 19” rack installation

Compact version with switch and standard end caps with 19” mounting brackets

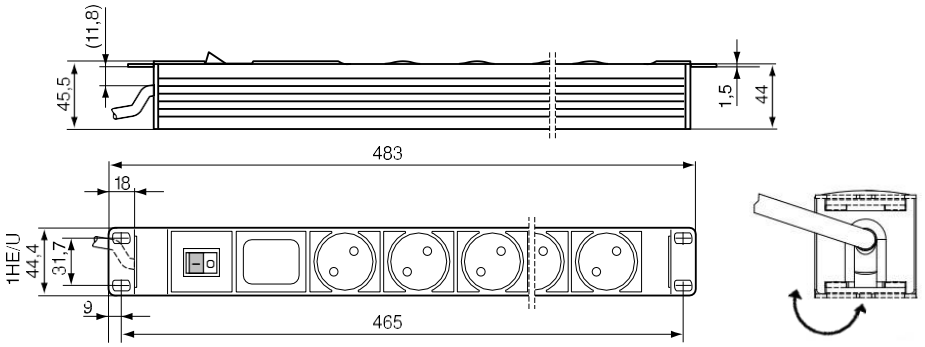

Design / Construction

- 19” mounting bracket, slide-on type for standard end caps (included with the power strip)

Dimensions

- Width (Height): 1U (44,4 mm)
- Socket pitch: 50 mm
- Installation depth: 44 mm
- Detailed specifications can be found on the corresponding page (see the table below).

	Type	Page		Order No.	Colour x
	Compact with switch	5	6	3.302.006. x	1
	Compact without switch	5	7	3.300.007. x	
	Protector FI	7	5	3.304.005. x	
	Protector LS	7	5	3.308.005. x	
	Protector FI/LS	7	5	3.310.005. x	4
	Power Cleaner	12	5	3.312.005. x	
	Master Slave	13	5	3.314.005. x	
	Safety Basic	14	6	3.316.006. x	
	Safety Standard	15	5	3.318.005. x	
	Protector NOT-AUS	8	6	3.326.006. x	6
	IEC 320 (cabled)	9	9	3.602.009. 1	
	IEC 320 (inlet in the connection field)	9	9	3.622.009. 1	

19"

KS 238 és KS 240 – Mountable, Rewireable Models



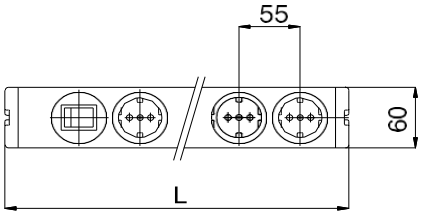

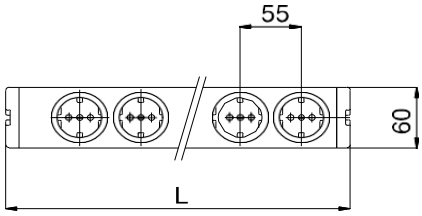

Technical Data

- Nominal voltage**:** 250V AC
- Rated load capacity:16 A
- IP Rating: IP20

KS 238

General Technical Description

Housing: Rigid, double "U" aluminum profiles with indoor epoxy powder coating.
End Caps: Impact-resistant plastic, designed for easy flat-surface mounting.
Power Input: 2.5m cable (3x1.5 mm^2 with molded Schuko plug.
Sockets: Recessed 2P+E safety sockets, screw-fixed.
Switch: Optional double-pole illuminated switch (occupies the first socket position).

With doube-pole illuminated switch

	L	Type	Order No.
3	271	K238-423	1.768.0120
4	326	K238-424	1.768.0121
5	381	K238-425	1.768.0122
6	436	K238-426	1.768.0123

Without switch

	L	Type	Order No.
4	271	K238-324	1.768.0112
5	326	K238-325	1.768.0113
6	381	K238-326	1.768.0114
7	436	K238-327	1.768.0115



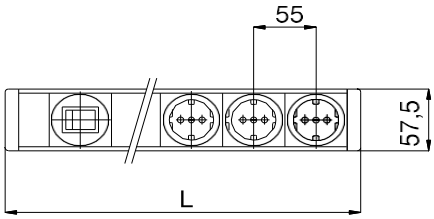

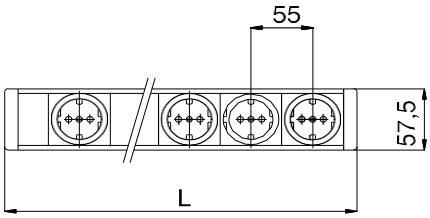

Technical Data

- Nominal voltage**:** 250V AC
- Rated load capacity:16 A
- IP Rating: IP20

KS 240

General Technical Description

Housing: High-strength "U"-shaped aluminum profile with indoor epoxy powder coating.
Mounting: Slide-in mounting ears (inserted into end caps) for secure flat-surface installation.
Power Input: 2.5m cable (3x1.5 mm^2)with molded Schuko plug.
Sockets: 2P+E safety type; socket inserts are slid into the profile grooves and secured with screws.
Switch: Optional double-pole illuminated switch in the first socket position..

With doube-pole illuminated switch

	L	Type	Order No.
3	263	KS240-433	1.768.0171
4	318	KS240-434	1.768.0172
5	373	KS240-435	1.768.0173
6	428	KS240-436	1.768.0174

Without switch

	L	Type	Order No.
4	263	KS240-334	1.768.0179
5	318	KS240-335	1.768.0180
6	373	KS240-336	1.768.0181
7	428	KS240-333	1.768.0182



DI-Strip Shelly

	L	Order No.
3	297	1.768.0001
4	347	1.768.0002
5	397	1.768.0003
6	447	1.768.0004
7	497	1.768.0005

Developed for both professional and residential use with endless configuration possibilities, KONTASET power strips are now available with "smart" control!

You will no longer have to struggle with switching or disconnecting power strips hidden behind cabinets or mounted at great heights. You can now manage your devices from anywhere in the world via smartphone, while ensuring secure access at all times.

Through the Shelly and Tuya Smart systems, the following functions are available via dedicated apps:

- ON/OFF switching function
- Scheduled switching options
- Energy consumption monitoring
- Voltage, current, and power measurement

We create custom 16A single-phase units tailored to your specific needs, with a choice of 1 to 16 sockets, where the switching function can be shared among the outlets.
Naturally, all other standard customization options for our power strip range remain available.



DI – Strip Tuya Smart

	L	Order No.
3	347	1.768.0215
4	397	1.768.0216
5	447	1.768.0217
6	497	1.768.0218
7	547	1.768.0219

The Customizable Power Strip



Core Components of Power Strips
The construction of our power strips is based on four fundamental modules:

- **Enclosure (Housing):** The structural chassis, available in high-strength single or double "U" shaped aluminum profiles.
- **Input Module (Supply Side):** The power entry point, which can be a fixed cable with a molded plug or a rewireable terminal connection.
- **Output Module (Load Side):** The distribution area containing the sockets (1–16 outlets) where devices are connected.
- **Special Function Modules (Extras):** Integrated components that provide additional utility, such as **USB charging ports**, switches, or smart controllers.

The Enclosure (Housing)
The chassis of our power strips is constructed from **galvanized steel sheet**, providing high durability and electrical shielding.

- **Surface Treatment and Branding Coating**: Electrostatic powder coating in a wide range of colors.
- **Colors**: Available in three standard colors, several popular recurring shades, or any RAL color (depending on order volume).
- **Custom Branding**: External surfaces can be customized with UV printing, screen printing, or pad printing (subject to individual agreement).
- **Modular Design and Dimensions:** The housing uses a fixed-pitch modular system for component integration. Standard Pitch: 50 mm per module. Length Calculation Formula: L = (Number of modules x 50 mm) + 83 mm (Note: This total length includes the mounting brackets.)
- **19" Rack Compatibility**: For a standard **19" (483 mm)** power strip, the usable internal space is **400 mm**, allowing for exactly **8 full modules**.



RAL 7035 RAL 2003 RAL 5018

Standard Colors:

- **RAL 7035** (Light Grey),
- **RAL 2003** (Pastel Orange),
- **RAL 5018** (Turquoise Blue)

Optional Extra Colors:

- **RAL 9005** (Jet Black),
- **RAL 1003** (Signal Yellow), and other shades upon request (depending on order volume).

Input Module (Supply Side)

There are two primary methods for powering the power strips: **cable-based supply** and **connector-based supply** (GST18i, C14).

In the case of **cable-based supply**, the standard version is equipped with a **2.5-meter long, 3x1.5 mm²** double-insulated stranded PVC cable with a Schuko plug, available in black or white.

It is possible to customize these specifications, including the plug type, length, cable type, and color.
Length: The maximum cable length is **20 meters**.
Plug type: In the following table, we have summarized the plug types that are most common among our customers.



Industrial Connector (IEC 60309)
- 32A, 5P, 400V, IP44
- 16A, 5P, 400V, IP44



Industrial Connector (IEC 60309)
- 32A, 3P, 230V, IP44
- 16A, 3P, 230V, IP44

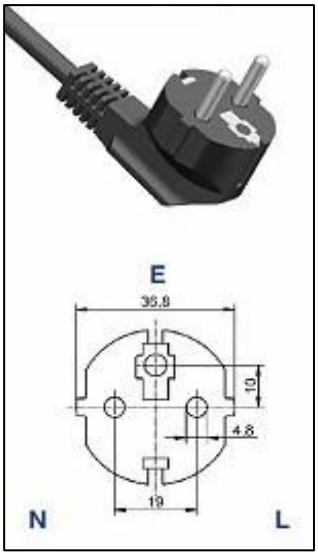

Schuko plug
Type VII.

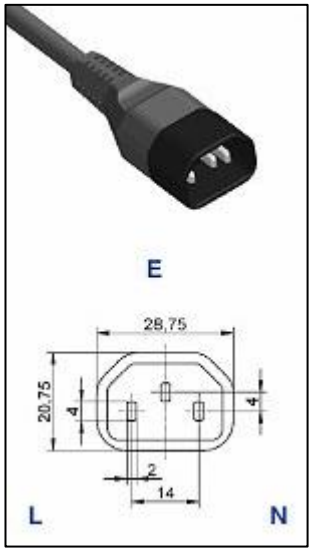

IEC 60320
Sheet E
10A, 250V

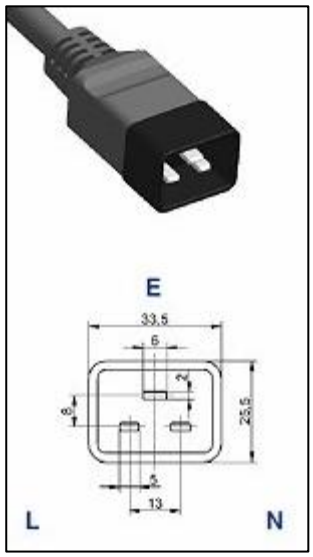

IEC 60320
Sheet I
16A, 250V

Custom 32A Power Strip Design & Manufacturing
We design and manufacture custom power distribution units up to 32A, tailored specifically to your requirements!








Our Services



- **Development and design based on individual requirements.**
- **Laser Cutting Services**
  Maximum Sheet Size: 1525x 3050 mm
  Material Thickness: from 0.2 mm up to 25 mm
- **Punching (Sheet Metal Processing)**
  We provide professional punching services for a wide range of industrial materials: Carbon Steel, Stainless Steel, Aluminum, Copper
- **Bending** (Sheet Metal Bending): Precision bending up to a maximum length of 3000 mm.
- **Welding:** Comprehensive welding solutions including CO_2 (MIG/MAG), TIG (AWI), spot welding, and stud welding.
- **Grinding & Finishing:** Professional surface treatment, including deburring, edge grinding, and orbital (vibratory) sanding.
- **Powder Coating:** High-capacity electrostatic painting for parts up to 1400 x 1500 x 4000 mm, with a maximum weight of 150 kg.
- **UV Printing:** Custom industrial branding and labeling for board sizes up to 600 x 400 mm, with a maximum object height of 140 mm.
- **Assembly**: Full-scale electronic and mechanical assembly of components and finished products.
- **Delivery:** Reliable logistics and shipping services to your location.





Design and Implementation

- **Custom Power Strips (PDUs)**: Bespoke power distribution units tailored to unique electrical and physical requirements.
- **Industrial Furniture & Modular Control Consoles**: Ergonomic and heavy-duty solutions for command centers and manufacturing environments.
- **Indoor & Outdoor Electrical Enclosures**: Robust protective cabinets designed for diverse environmental conditions (IP-rated).
- **Rack Cabinets & Cold Aisle Containment:** Comprehensive infrastructure for data centers, including cooling optimization and organized cable management.
- **Medical Treatment Beds & Laboratory Carts**: Specialized, high-precision equipment designed for healthcare and research facilities.

For custom solutions, please feel free to contact us.